

Denali Light Mount

Suzuki DL650 V-Strom '12-

LAH.05.10000 Instructions Rev:00

PLEASE READ BEFORE INSTALLING

TWISTED THROTTLE products should be installed by a qualified, experienced motorcycle technician. If you are unsure of your ability to properly install a product, please have the product installed by your local motorcycle dealer. TWISTED THROTTLE takes no responsibility for damages caused by improper installation.

All screws, bolts, and nuts, including all replacement hardware provided by TWISTED THROTTLE should be tightened to the torque specified in the OEM maintenance manual for your motorcycle. If no torque specifications are provided in the OEM maintenance manual, the following torques may be used:

M5.....	3.5 ft-lbs (5 Nm)
M6.....	7 ft-lbs (9.6 Nm)
M8.....	13 ft-lbs (18 Nm)

All screws, bolts, and nuts should be checked after driving the first 30 miles (50 km) to ensure that all are tightened to the proper torque.

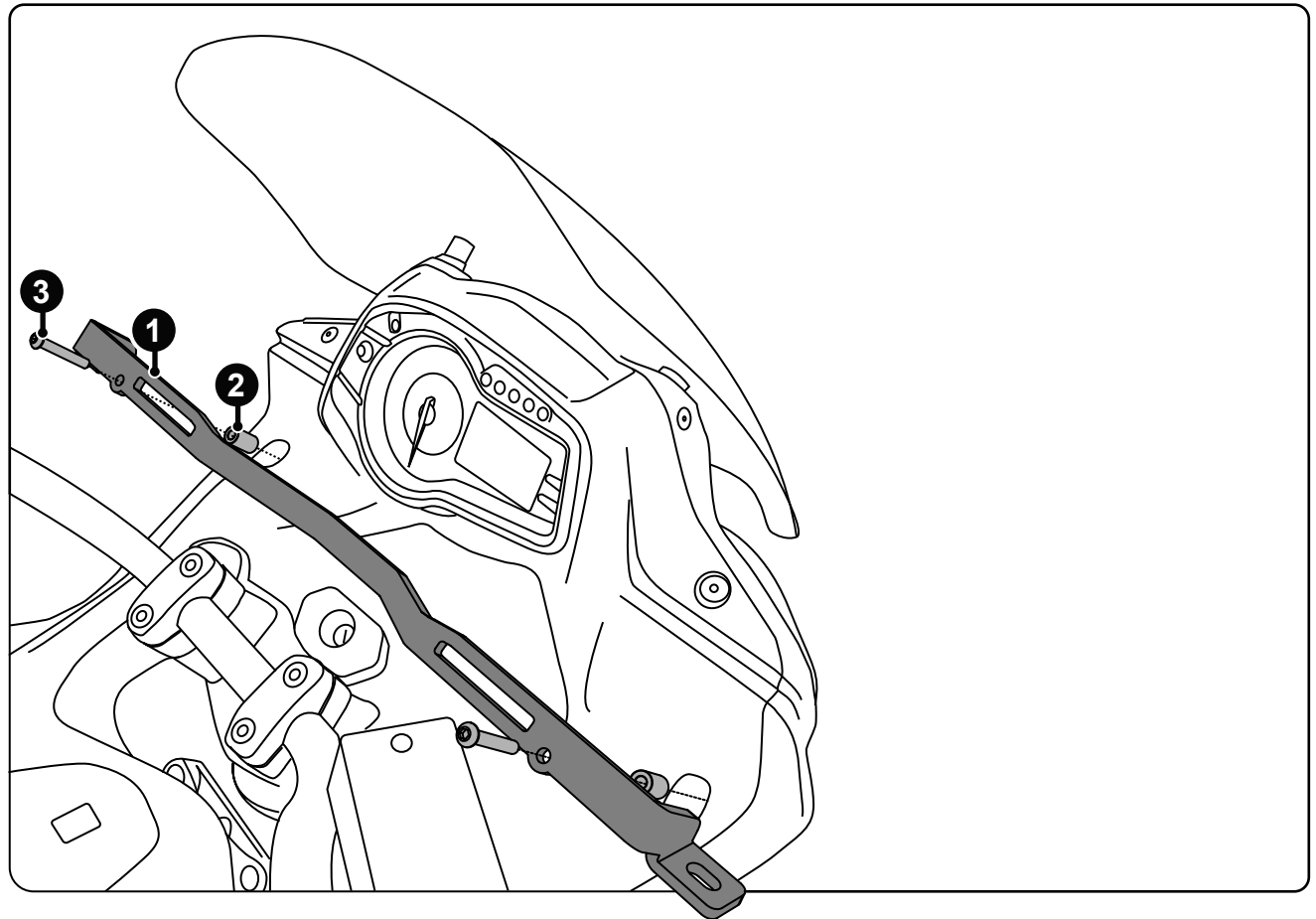


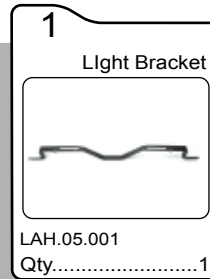
Medium strength liquid thread-locker (i.e., "Loctite") should be used to secure all screws, bolts, and nuts.

Distributed by:	
Twisted Throttle LLC 570 Moose Neck Rd Exeter, RI 02822	phone: 401.284.4200 fax: 401.223.6955 www.twistedthrottle.com



Installation Instructions

Step 1



Step One: Using the supplied hardware mount the light bracket to the motorcycle as illustrated above.